

RIG RAT III



Wireless Multi-Point Gas Detection System



The Stand-Alone Solution

The rugged Rig Rat III detection system provides multi-point monitoring for toxic gases, combustibles and oxygen hazards. Self-powered and solar-capable, the Rig Rat III features unequalled versatility, with an extensive range of field configurations. With real-time, two-way data transmission and remote sensing capabilities, the Rig Rat III represents the new generation of stand-alone system technology.

Self-contained and intrinsically safe, the Rig Rat III is the ultimate in stand-alone detection.



"INNOVATORS IN GAS DETECTION"

BWF

Technologies

www.gasmonitors.com

Email: info@bwt.net



RIG RAT III

Wireless Multi Point Gas Detector with Sensors

Rig Rat III is completely modular in design, with plug-in ports for all system components and field interfaces: remote sensors, remote alarms, relays, solar power, etc. Microprocessor-based operation and advanced sensor technology ensure reliability and performance.

Cost-effectiveness is a hallmark of the Rig Rat III. Trenching and cabling costs are eliminated through wireless, two-way digital RF data transmission. Maintenance-free combustible sensors reduce the need for costly upkeep requirements.

Signal Transmission:

Digital, 2.4 GHz, license-free ISM band radio frequency (RF) transceiver provides two-way, real-time communication with the controller located up to 1.8 mi. / 3 km away. Encoded digital signal is RFI protected. Standard package uses a 200 mW radio. A 10 mW radio is available.

Simple push-button interface for automatic calibration and setup choices

Rugged and Durable:

Stainless steel enclosure with mounting flanges and carrying handle.

Security Keylock:

Protects access to operations bay.

Flashing Visual Alarms:

Bright alarm light advises alarm levels, type and sensors affected.

Alphanumeric Display:

Two continuous LCD gas readouts show local real-time concentrations present for ppm, % LEL and/or O₂ % by volume.

Two Sensor Ports:

Install one or two sensors as needed.

Audible Alarm:

Built-in 85 dB alarm.

Plug-in Sensor Cables:

Place sensor at the optimal location, up to 250 ft. / 76 m away from the detector.

Power Port:

Battery powered, solar and line-capable.

Two Option Ports: Plug-in ports accept remote alarms, relays, etc.

New Zero-maintenance Remote Sensors:

Gas specific colour coding. No sensor replacement required, no downtime. Intrinsically safe, combustible (0-100% LEL), toxic gases and oxygen plug-in sensors.

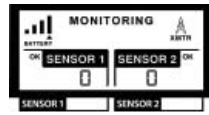
Eliminate Power and Signal Lines

Cut installation costs by up to 75% by removing the need for trenching, cabling and wiring conduit.



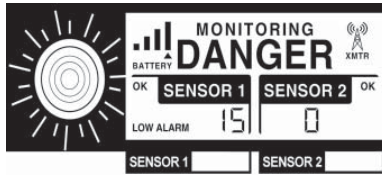
Alarm Status

The large LCD keeps you advised of any gas hazard present. The intelligent LCD readouts provide instant diagnostic information.



In the event of an alarm condition:

- ▲ Alarm signal is transmitted
- ▲ The RED alarm LED flashes
- ▲ DANGER icon lights and flashes
- ▲ The audible alarm pulses
- ▲ Alarm port option(s) trigger
- ▲ The LCD readouts show the concentration of gas(es) present



Low or High Gas Alarm

A LOW alarm condition triggers:

- ▲ Alarm signal transmission to the controller (and receiver alarms)
- ▲ Alarm port options
- ▲ Built-in audible 85 dB alarm

Users can field-select, if desired, the above functions to activate during HIGH alarm only instead of during LOW alarm.

The LOW ALARM or HIGH ALARM gas icon will light, advising alarm level and sensor affected. The field functions will activate on the alarm level selected. Current alarm setpoints can be viewed at any time.


Sensor Integrity Alarm

The integrity alarm is triggered if a sensor is missing or a sensor cable is damaged. In addition to the above alarm notification, sensor 1 or sensor 2 **FAIL** icon will light to advise which sensor or cable is affected.



Low Battery Alarm

The battery level is continuously displayed. The longest bar indicates a fully charged battery. If battery power drops below usable levels a low battery alarm will activate the above alarm signals, the **Arrow** will be under the shortest bar and the **Battery Bar** will flash.



Transmitter Status

The Rig Rat III controller is in constant two-way communication with all remotely located system elements. The radio transmitter (**XMTR**) icon is continuously displayed on the detector to indicate system communication status.



In the event of an alarm condition, the digitally coded signal is transmitted to the appropriate controller channel (and/or receiver alarm). The **XMTR** icon changes and flashes to advise transmission mode.



If the transmitter has been turned OFF to prevent false alarms during calibration or service, the **DISABLED** icon will appear below the **XMTR** icon. The disable button is located in the operation bay.

In the event that communication is lost between the detector and controller, or other system elements, the appropriate alarms will be activated both at the controller and the remotely located detectors.

Detector Configuration

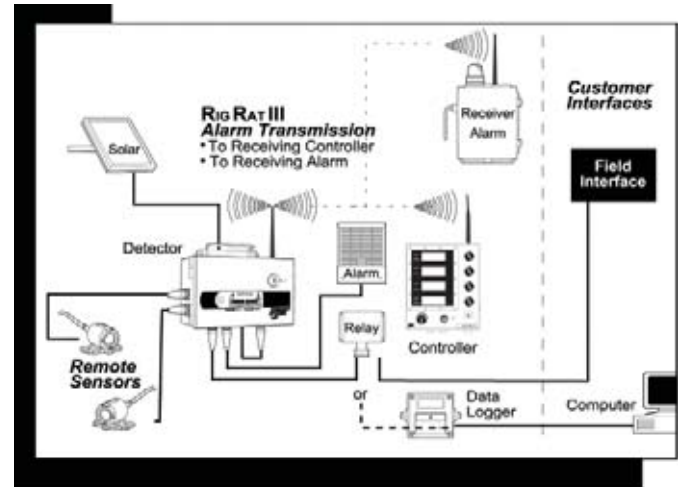
The detector can be equipped with one or two remote gas sensor heads in any gas combination desired. A simple rotary switch is used to choose the sensor type and the measuring range for the sensor head. Alarm setpoints can be field-assigned to desired levels.

Security, Durability, Simplicity

Housed in a rugged, corrosion-resistant, 14 gauge stainless steel enclosure, the tamper-proof, external hinged door is secured with a key lock and high-tension latch, which protects the control bay. The inner control door is equipped with slip hinges for easy access to the setup and service bay. All electronics are sealed in weatherproof enclosures - only the sensor is exposed to the environment.

Flexibility and Versatility - Building Block Approach

Modular Rig Rat III Systems are readily installed, modified and expanded without disturbing the work site.



Facility Monitoring

Any size of system is possible. A system can be readily expanded and changed as site requirements evolve.

Perimeter Monitoring

Rig Rat III provides a cost-effective solution to perimeter monitoring on large sites.

Portable Monitoring

Field proven on mobile work sites and by disaster response teams, Rig Rat III is the only truly portable, independent, multi-point system in the world.

Applications

Some common applications include:

- Drilling Rigs
- Service Rigs
- Offshore Platforms
- Refineries
- Petrochemical Plants
- Gas Plants
- Perimeter Monitoring
- Plant Turnarounds/Shutdowns
- Pipelines
- Tank Farms
- Wellheads and Pump Jacks
- Pulp and Paper Mills
- Hazardous Waste Sites
- Sewage Treatment Facilities
- Loading Docks
- Ammonia Plants
- Nuclear Plants
- Emergency Response Teams
- Fire/HAZMAT

Radio Signal - The Practical Solution

For optimal signal transmission and reception, a variety of antennas are available.



RIG RAT III

Wireless Independent Receiver Controllers with Remote Plug-in Options

The Rig Rat III stainless steel controllers are the central communication center for the Rig Rat III gas detection system. The standard Rig Rat III controller allows the simultaneous display of readings and alarm state messages for up to eight remotely located sensors. The system uses a built-in digital 2.4 GHz, license-free ISM band (RF) transceiver, which allows two-way real-time communication with system elements located up to 1.8 miles (3 km) away. The controller is in constant communication with system elements. Detectors transmit a discretely coded radio signal to the controller, advising the detector of a gas alarm or integrity alarm condition.

Rugged and Durable:

Rugged, stainless steel enclosure

Alphanumeric

Display: Real-time readings for all detectors and sensors.

Channel alarm LCD indicator flashes and latches to indicate alarm condition.

Each channel receives unique digitally coded alarm signals from the detector.

System Reset:

Alarm acknowledgement/ alarm reset switch

Two Option Ports:

Two plug-in option ports: one for alarm bar and one for discrete relay option (future expansion).

Status LED:

Advises power status:
Green - A/C
Red - Battery

Signal Transmission:

2.4 GHz digital, spread-spectrum, ISM band RF transceiver with 1.8 mile (3 km) transmission radius with 8 DBi antenna

Optional:

Plug-in RS-485/MODBUS module

Channel Activation:

Individual enable/disable channel control switches

Audible:

Built-in audible (85 dB) and visual alarms

Security Locks:

Heavy duty stainless steel latches.

Security ON/OFF Keylock:

Protects access to operations bay

Power Port:

Operate controller via line power, or connect to external emergency power supply. Battery backup with auto recharge.

Multi-Point Systems:

The system can be expanded to include up to several hundred individual monitoring points. Larger systems require more than one controller.



Remote Plug-In Accessories and Options

Increased Flexibility

A wide range of rugged, versatile, plug-in options enable you to configure a system to meet your specific monitoring needs. Add, change or move system components as requirements evolve.

Remote Sensors

Maintenance-free combustible, toxic and oxygen sensors



Select cable length: up to 250 ft. / 76 m



Power Choices

Independent battery power

Solar-capable: 5, 10, 20 or 30 watt

120/230 VAC line chargers

24 VDC Direct



Audible/Visual Alarms

Controller

Detector



10 Amp AC/DC Relays

Controller

Detector

Discrete alarm relay

Weatherproof

Explosion-proof



Other

Remote Receiver Alarms

(Contact BW Technologies for availability)

Repeater Station

Solenoid Driver

Datalogger



Mounting Kits

Wall mount

Tripod 1 mount

Tripod 2 mount



Rig Rat III provides continuous monitoring for combustibles (0-100 %LEL), oxygen hazards and toxic gases.

Remote Sensors

Mix, match or change the gas type and/or measuring range. Install one or two sensors as desired. Configuration is simple with plug-in, rugged sensor units and simple rotary switch to change type of sensor and range.

Remote Sensor Cables

Toxics and oxygen: 250 ft. / 76 m
Combustibles: 100 ft. / 30 m
Standard cable length is 10 ft. / 3 m. Optional cables of up to 250 ft. / 76 m are available.

Continuous Power

Solar: Plug-in, stainless steel, solar panels allow continuous operation in remote and isolated locations. Available in 5, 10 and 20 watt versions to accommodate system power requirements.

Line Power: 12 or 24 VDC direct or 110/230 VAC trickle chargers power each detector at an adjacent power supply, with short cable runs.

Independent Battery: Detector will operate on batteries only for up to 30 days depending on sensors and data transmission interval used.

Audible/Visual Alarms

Remote, plug-in audible/visual alarms alert personnel that there is an alarm condition on site. Alarms are powered by the controller or detector.

Optional receiver alarms are equipped with their own RF transceiver with a 1.8 mile (3 km) transmission radius. Receiver alarms include built-in backup battery. Contact BW Technologies for availability.

Relays

Plug-in, 10-amp SPDT AC/DC single and dual relays trigger site-specific interfaces and are powered by the controller or detector.

Solenoid Driver

Activates process or fluid control systems, if required.

Datalogger

Data collected is expressed in % LEL, ppm or % by volume, as required. IBM compatible.

Note: The detector is equipped with two option ports. A 4-port MOB (multiple option box) is available for the inclusion of additional interfaces.

Mounting Kits

Tripod and wall mount kits are available to simplify installation. Tripod kits accept 5, 10 and 20 watt solar panels.

Repeater Station

The repeater station effectively doubles the transmission range of the detector. The repeater station is equipped with both a radio receiver and a transceiver that relays the alarm signal to the controller. A solar panel will provide continuous power. Contact BW Technologies for availability.

Rig Rat III

Multi-Point Wireless Gas Detection System

Gases Monitored: Change the gas monitored and/or the measuring range at any time.

- Combustible Gases/Vapors
- Oxygen
- Toxics: Ammonia
Carbon Monoxide
Chlorine
Chlorine Dioxide
Ethanol
Ethylene Oxide
Hydrogen
Hydrogen Chloride
Hydrogen Cyanide
Hydrogen Sulfide
Nitric Oxide
Nitrogen Dioxide
Ozone
Phosgene
Phosphine
Sulfur Dioxide

Power Independence: The following sensor configuration lists the duration of the internal, rechargeable battery life (per charge):

- 2 toxic sensors: Up to 30 days
- 1 toxic, 1 LEL: Up to 5 days
- 2 LEL sensors: Up to 3 days

Note: Battery life will vary depending on transmission interval and temperature.

Order Information

For full system order information and system configuration, contact BW Technologies.

RR-3000: Rig Rat III Wireless Gas Detector (standard) comes with one 5 DBi antenna.

RR-3000S: Rig Rat III Non-Wireless Gas Detector comes complete with all standard Rig Rat III components, except antenna and transceiver.

RR-3C04: Rig Rat III 4-Channel Controllers are capable of simultaneous display and annunciation of up to 8 remotely located sensors.

RR-3CMBUS: RS-485/MODBUS output module.

RR-REP1-4: Rig Rat Repeater re-transmits wireless signal from four (4) detectors to controller.

RR-3BAT-01: Optional 12 V, 10.4 amp hr. battery pack.

"INNOVATORS IN GAS DETECTION"



For further information:

1-888-749-8878 USA
1-800-663-4164 Canada
+44 (0) 1869 233004 Europe
+971-4-8871766 Middle East
+61-438-887-232 Australia
+852-2974-1783 China
+65-9737-2005 South East Asia
+1-403-248-9226 Other Countries

Corporate Headquarters

2840 - 2 Avenue S.E.
Calgary, AB, Canada T2A 7X9
Phone: +1-403-248-9226
Fax: +1-403-273-3708

E-mail: info@bwt.net
www.gasmonitors.com

BW1062-01-01-00-8.5x11-20050117-5379-4

SPECIFICATIONS

- SYSTEM:** Modular Multi-Point Wireless Gas Detection System
Signal Transmission: 2.4 GHz licence free, ISM band spread-spectrum RF transceiver. User-settable discrete codes.
Distance: Up to 1.8 mi. / 3 km, depending upon antenna configuration
- GAS DETECTOR:** Independent Rig Rat III detector with radio transceiver
Power: 12 volt, 3.4 amp hr. rechargeable battery
Battery Life: Up to 30 days, without active recharge (dependent on sensors)
Recharge: Via solar power; line (24 VDC direct, 110/230 VAC) or bench chargers
- ALARMS:** Clearly advises alarm levels both audibly and visually
Visual Alarms: Large, red flashing light
LCD: alarm level present, sensor affected and alarm type
Oscillating 85 dB at 3 ft. / 1 m (typical)
Audible Alarm:
Gas Alarm Levels: Two per sensor (LOW, HIGH) with field-settable setpoints
Other Alarms: Fault advises missing sensor, damaged cable and/or low battery alarm
- LCD DISPLAYS:** Two continuous, alphanumeric gas readouts and status displays:
Gas ppm or %: Simultaneously and continuously displays gas concentration(s) present
Status Indicators Advise: Transmitter status, battery level, sensor fault, alarm level setpoints
- CONTROLS:** Three:
1. Power ON/OFF
2. Transmitter (XMTR) DISABLE
3. Transmission TEST
- PORTS:** Two sensor ports; two option ports; charger port; TNC antenna port
- SECURITY:** Keylock access to control panel
- GENERAL SPECIFICATIONS:** 14 gauge stainless steel, NEMA 4, RFI/EMI shielded
Humidity: 5% to 95% RH (non-condensing)
Size: 8.46 x 11.26 x 4.53 in. / 21.49 x 28.6 x 11.51 cm
Weight: 11 lb. 6 oz. / 5.15 kg
- GAS SENSORS:** Remote interchangeable plug-in units
Type: Combustibles: catalytic bead; toxics and oxygen: electrochemical
Powered: By the detector
Humidity: 5% to 95% RH (non-condensing)
Temperature Range: Combustibles: -40 to +50 °C / -40 to +122 °F
Hydrogen Sulfide: -40 to +50 °C / -40 to +122 °F
NH₃, Cl₂, HCl, ClO₂, O₃: -20 to +40 °C / -4 to +104 °F
Other toxics and oxygen: -20 to +50 °C / -4 to +122 °F
Physical: Toxic/O₂: stainless steel, NEMA 4
Combustible: maintenance-free, encapsulated, NEMA 4
Warranty: 2 years, including all sensors (except NH₃ and PH₃- 1 year)

Gas Monitoring Specifications	LCD Increments	Standard Measuring Ranges Available						
		Units	#=1	#=2	#=3	#=4	#=5	#=6
Combustibles (encapsulated)	1 % LEL	%	0-100					
Hydrogen Sulfide	1 ppm	ppm	0-100	0-50	0-500	0-20		
Sulfur Dioxide	1 ppm	ppm	0-100		0-20	0-10		
Ammonia	1 ppm	ppm	0-50	0-100				
Carbon Monoxide	1 ppm	ppm	0-500					
Chlorine	0.1 ppm	ppm	0-5.0	0-10.0				
Oxygen	0.1%	%v/v	0-25.0%	0-30.0%				
Other Gases	Contact BW Technologies							

- CONTROLLERS:** Standard controller (RR-3C04) for up to 4 Rig Rat III detectors
MODBUS (RS-485) -optional
Signal Output: Discretely coded radio signals from each detector
Signal Input: 110 VAC; 230 VAC (selectable)
Power: 110 VAC; 230 VAC (selectable)
Battery Backup: Two 12 VDC rechargeable batteries (normal operation: up to 4 hrs.)
- ALARMS:**
Visual: LCD displays alarm level present, sensor affected and alarm type
Audible: 85 dB at 3 ft. / 1 m (typical)
- ALARM RELAY OUTPUTS:** Four (4) SPDT relays; 10 amp @ 110 VAC/24 VDC, 8 amp @ 230 VAC
- INDICATORS:** LEDs (four / channel): 2 alarm indicators, 1 fault, 1 channel enable
One ON/OFF switch; one ENABLE/DISABLE switch per channel and one momentary reset/test switch
- CONTROLS:**
- PORTS:**
Antenna port: TNC (reverse polarity)
Alarm bar port: 12 VDC output per channel
External relay port: Alarm specific relay option
Common relay port: Low, high and fault (latching configurable)
Humidity: 5% to 95% RH (non-condensing)
Enclosure: Self-contained 14 gauge stainless steel with mounting flanges, NEMA/Type 4
Physical: 14.95 x 11.16 x 5.15 in. / 37.97 x 28.35 x 13.08 cm; weight 21 lb. / 9.53 kg

DUE TO ONGOING RESEARCH AND PRODUCT IMPROVEMENT, SPECIFICATIONS ARE SUBJECT TO CHANGE WITHOUT NOTICE.

RATINGS AND CERTIFICATIONS:



RR-3000 Gas Detector:

Sensors: LEL: Class I, Div. 1, Groups C, D; Class II, Div. 1, Group G
Toxics, Oxygen: Class I, Div. 1, Groups C, D; Class II, Div. 1, Group G

Controller:



for ordinary locations

Locally distributed by: